

Boundless™

BY TILEWARE PRODUCTS®

PRODUCT GUIDE

ACCESSORY & SURFACE FEATURES

For Baths & Showers



Corner Shelving.....	4-7	Curbing.....	19
Pre-cut Niche Trim Kits.....	8-17	Seating.....	20-21
Custom Niches.....	18	Standard & Modular Niches.....	22-23

Boundless™ Series: Shower Accessories and Surface Features

Welcome to Boundless™... a thoughtfully conceived shower components offering. Now experience surface features, colors, and finishes that offer virtually limitless configurations. Boundless™ is pioneering new trends in tile shower design by combining features like corner shelves, niches, curbs, and seats into a singular surface agenda. Not only have we simplified the design process, but we are ensuring that surface selections match across your entire shower design, harmonizing the look and feel of this very personal space.

Having multiple surface features increases design options, providing storage and organization solutions for both individual or shared spaces. To start, we offer corner shelving with rectangular shapes that hug the perimeter walls, providing unique looks while maximizing storage capacities. Alternatively, consider adding a niche with a flush or overhang bottom shelf and a flush or extended riser reveal. These thoughtful details will help customize your design preferences. Add curbing as an important cover for entrances and wall caps such as shower thresholds, jambs, or knee walls. Finally, include our amazing floating seat, which is not only comfortable but is equipped with a stainless steel support plate and anchor flange that makes this installation duo extraordinarily safe and strong, exceeding ADA requirements. Both curbing and seating are finished on one side for direct bonding with appropriate tile construction adhesives.

Use these surface components individually or collectively depending on your design agenda (refer to Shower Accessory Worksheet for planning considerations). Each Boundless™ feature is manufactured from an acrylic solid surface and finished matte in 4 colors (Super White, Ivory, Bone, and Dove Grey). This acrylic solid surface is a super-material with amazing features and benefits (refer to the back panel of this product guide for important details). Corner shelving and niche components are finished on both sides. As a result, corner shelves can be used interchangeably on right and left-facing walls, and niches can be built with flush or overhang shelves and with flush or extended reveals. To add even more organization options, all shelving and niches can be equipped with Tee Hooks, a beautiful, solid stainless steel feature offered in 5 finishes (Brushed Gold, Brushed Nickel, Matte Black, Oil Rub Bronze, and Polished Chrome). Pictured on the front cover is a niche with an overhanging shelf, extended riser reveals, and a Tee Hook).

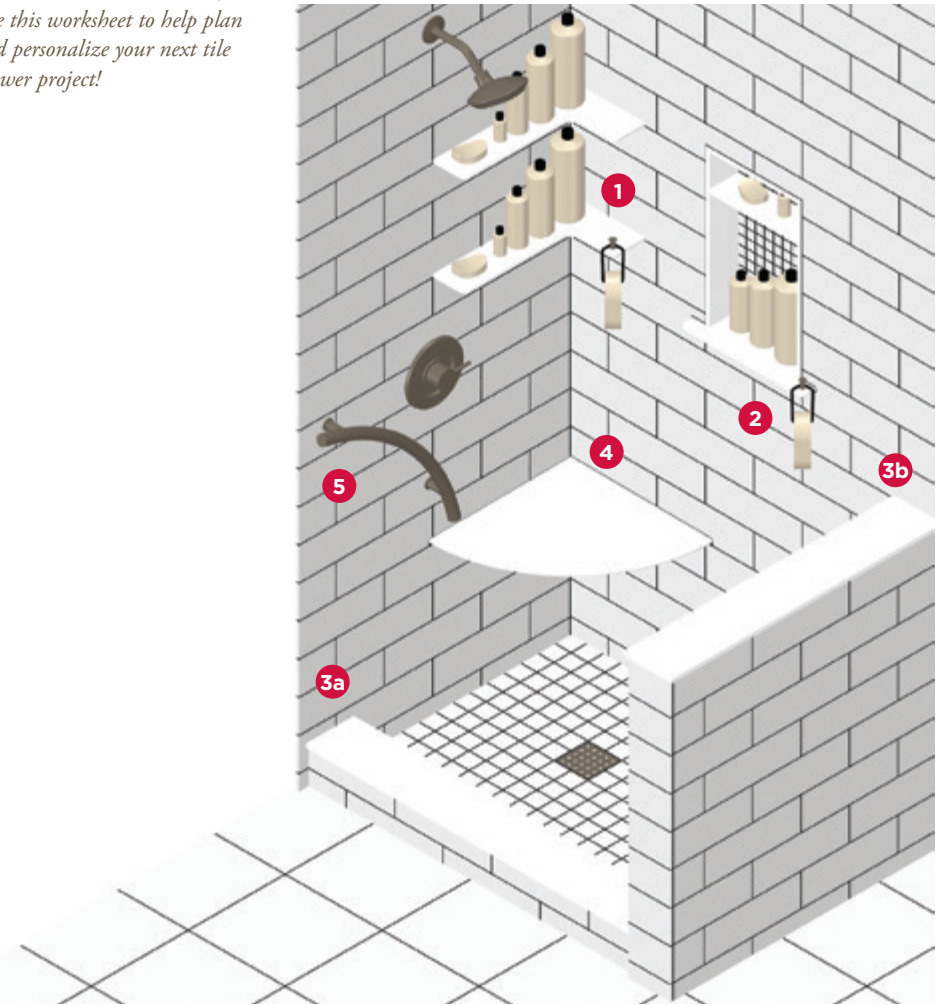
We encourage you to also refer to our Organization and Accessibility Product Guide for a complete offering of metal accessories equipped with our patented PermaTile™ waterproof wall anchor technology.

We are excited and grateful for your engagement with Boundless™.

BUY US ONCE FOR LIFE.

Shower Accessory Worksheet


Use this worksheet to help plan and personalize your next tile shower project!



1. Corner shelving with optional hooks. Organize containers and hang poofs or scrubbers..... 4-7
2. Niches with shelving options and hooks. Store containers, shavers, and bar soaps and hang poofs..... 8-18
3. Curbing, knee walls, and jamb trim to match all of the surface features in the shower.....19
4. Comfortable seats with a strengthening support plate and anchor flange. Surfaces that warm quickly..... 20-21
5. Refer to Organization & Accessibility Product Guide to see our metal accessories with waterproof wall anchors.


COLORS

Acrylic Solid Surface



CAP STYLES & FINISHES

Select the cap that best resembles your shower lever.



Actual colors & finishes may vary from those pictured 3

Boundless™ Corner Shelves

6-Inch

Boundless™ Corner Shelves

9-Inch



Plain Shelf



Pre-drilled Shelf

	Bone (BON)	Dove Grey (DVG)	Ivory (IVO)	Super White (WHT)
T	Each			Acrylic Solid Surface 1/2" (12mm) Finished Matte on 2 sides
Tile Thickness Range 5/32" - 1/2" (4mm - 13mm)		Tile Substrates Surface Mount to Substrate		
T500BON-A00*	T500DVG-A00	T500IVO-A00	T500WHT-A00	



T500BON-A05*	T500DVG-A05	T500IVO-A05	T500WHT-A05	
--------------	-------------	-------------	-------------	--



Plain Shelf



Pre-drilled Shelf

	Bone (BON)	Dove Grey (DVG)	Ivory (IVO)	Super White (WHT)
T	Each			Acrylic Solid Surface 1/2" (12mm) Finished Matte on 2 sides
Tile Thickness Range 5/32" - 1/2" (4mm - 13mm)		Tile Substrates Surface Mount to Substrate		
T500BON-B00	T500DVG-B00*	T500IVO-B00	T500WHT-B00	



T500BON-B05	T500DVG-B05*	T500IVO-B05	T500WHT-B05	
-------------	--------------	-------------	-------------	--


+ TEE HOOK CAP STYLES



Contemporary
(ends in 1)
3/4" x 3/4" x 1" (H)
T500Z01-X21-finish



FINISHES



Brushed Gold (BG) **Matte Black (BLK)** **Brushed Nickel (BN)** **Oil Rub Bronze (ORB)** **Polished Chrome (PC)**

or



Traditional
(ends in 2)
3/4" x 3/4" x 1" (H)
T500Z01-X22-finish



Tee Hooks are plated stainless steel


+ TEE HOOK CAP STYLES



Contemporary
(ends in 1)
3/4" x 3/4" x 1" (H)
T500Z01-X21-finish



FINISHES



Brushed Gold (BG) **Matte Black (BLK)** **Brushed Nickel (BN)** **Oil Rub Bronze (ORB)** **Polished Chrome (PC)**

or




Traditional
(ends in 2)
3/4" x 3/4" x 1" (H)
T500Z01-X22-finish




Tee Hooks are plated stainless steel

Design Themes & Storage Capacity

- Storage solutions for personal care products
- Organize anything that hangs with a rope



Stacked



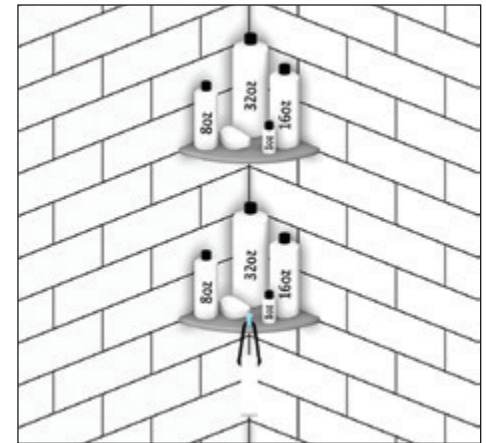
Stacked with Tee Hook

Design Themes & Storage Capacity

- Storage solutions for personal care products
- Organize anything that hangs with a rope



Stacked



Stacked with Tee Hook

Boundless™ Corner Shelves

Rectangular

Bone (BON)	Dove Grey (DVG)	Ivory (IVO)	Super White (WHT)
T	Each	Acrylic Solid Surface 1/2" (12mm) Finished Matte on 2 sides	
Tile Thickness Range 5/32" - 1/2" (4mm - 13mm)		Tile Substrates Surface Mount to Substrate	
T500BON-C00	T500DVG-C00	T500IVO-C00*	T500WHT-C00



Plain Shelf



Pre-drilled Shelf



T500BON-C05	T500DVG-C05	T500IVO-C05*	T500WHT-C05
-------------	-------------	--------------	-------------

+ TEE HOOK CAP STYLES



Contemporary
(ends in 1)

3/4" x 3/4" x 1" (H)
T500Z01-X21-finish


or



Traditional
(ends in 2)

3/4" x 3/4" x 1" (H)
T500Z01-X22-finish

FINISHES

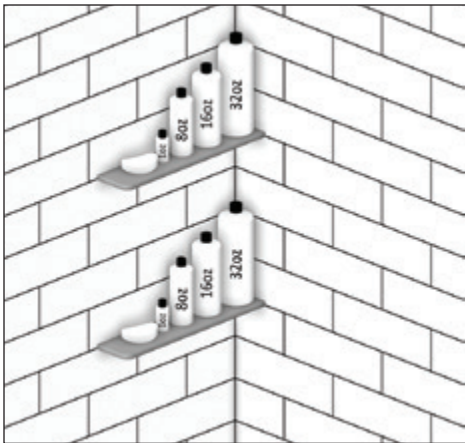


Brushed Gold (BG) **Matte Black (BLK)** **Brushed Nickel (BN)** **Oil Rub Bronze (ORB)** **Polished Chrome (PC)**

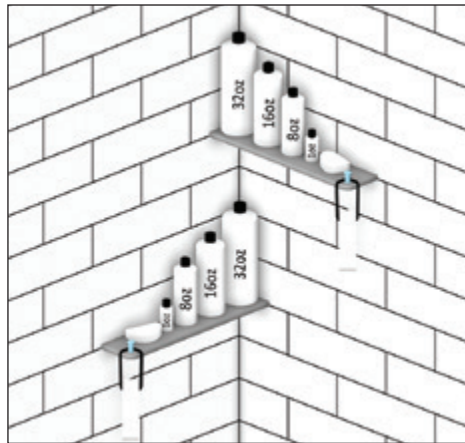
Tee Hooks are plated stainless steel

Design Themes & Storage Capacity

- Storage solutions for personal care products
- Organize anything that hangs with a rope



Stacked



Staggered with Tee Hook

Boundless™ Corner Shelves

L-Shaped

Bone (BON)	Dove Grey (DVG)	Ivory (IVO)	Super White (WHT)
T	Each	Acrylic Solid Surface 1/2" (12mm) Finished Matte on 2 sides	
Tile Thickness Range 5/32" - 1/2" (4mm - 13mm)		Tile Substrates Surface Mount to Substrate	
T500BON-D00	T500DVG-D00	T500IVO-D00	T500WHT-D00*



Plain Shelf



Pre-drilled Shelf



T500BON-D05	T500DVG-D05	T500IVO-D05	T500WHT-D05*
-------------	-------------	-------------	--------------

+ TEE HOOK CAP STYLES



Contemporary
(ends in 1)

3/4" x 3/4" x 1" (H)
T500Z01-X21-finish


or



Traditional
(ends in 2)

3/4" x 3/4" x 1" (H)
T500Z01-X22-finish

FINISHES




Brushed Gold (BG) **Matte Black (BLK)** **Brushed Nickel (BN)** **Oil Rub Bronze (ORB)** **Polished Chrome (PC)**

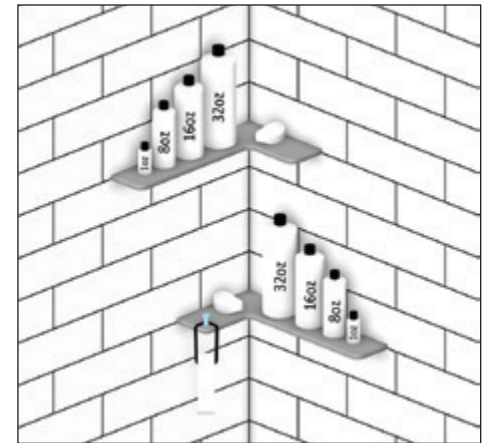
Tee Hooks are plated stainless steel

Design Themes & Storage Capacity

- Storage solutions for personal care products
- Organize anything that hangs with a rope



Stacked



Staggered with Tee Hook

12" x 12" Square
Pre-cut Niche Trim Riser Kit



12" x 12" Square

Bone (BON)	Dove Grey (DVG)	Ivory (IVO)	Super White (WHT)
T	Individual Carton	Acrylic Solid Surface 1/2" (12mm) Finished Matte on 2 sides	
Tile Thickness Range 5/32" - 1/2" (4mm - 13mm)		Tile Substrates Surface Mount to Substrate	
T514BON1000	T514DVG1000*	T514IVO1000	T514WHT1000

12" x 12" Square
+ Flush Bottom Shelf (sold separately)

- Storage solutions for personal care products
- Organize anything that hangs with a rope



Niche Trim Riser Kit pairs with Bottom Shelf & Tee Hook options (sold separately)

T	Each	Acrylic Solid Surface 1/2" (12mm) Finished Matte on 2 sides
----------	------	---



12" Wide Flush Bottom

T513BON0100	T513DVG0100*	T513IVO0100	T513WHT0100
-------------	--------------	-------------	-------------



12" Wide Overhang Bottom

T513BON0110	T513DVG0110*	T513IVO0110	T513WHT0110
-------------	--------------	-------------	-------------



12" Wide Pre-drilled Overhang Bottom for Tee Hook

T513BON0120	T513DVG0120*	T513IVO0120	T513WHT0120
-------------	--------------	-------------	-------------

12" x 12" Square
+ Overhang Bottom Shelf (sold separately)



12" x 12" Square
+ Pre-drilled Overhang Bottom Shelf + Tee Hook (both sold separately)



The pre-drilled overhang bottom shelf can be rotated, allowing the Tee Hook to be positioned on either side of the Niche.

+ TEE HOOK CAP STYLES



Contemporary (ends in 1) =
3/4" x 3/4" x 1" (H)
T500Z01-X21-finish




or



Traditional (ends in 2) =
3/4" x 3/4" x 1" (H)
T500Z01-X22-finish



FINISHES



Tee Hooks are plated stainless steel

12" x 20" Offset 4"/14"
Vertical Pre-cut Niche Trim Riser Kit


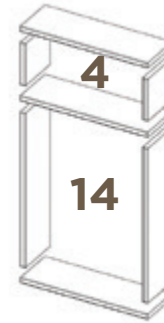


12" x 20"
Offset 4"/14"

Bone (BON)	Dove Grey (DVG)	Ivory (IVO)	Super White (WHT)
T	Individual Carton	Acrylic Solid Surface 1/2" (12mm) Finished Matte on 2 sides	
Tile Thickness Range 5/32" - 1/2" (4mm - 13mm)		Tile Substrates Surface Mount to Substrate	
T514BON2011	T514DVG2011*	T514IVO2011	T514WHT2011

12" x 20" Offset 14"/4"
+ **Flush Bottom Shelf** (sold separately)

- Storage solutions for personal care products
- Organize anything that hangs with a rope
- Designed for soaps, small & pump containers



Niche Trim Riser Kit pairs with Bottom Shelf & Tee Hook options (sold separately)

T	Each	Acrylic Solid Surface 1/2" (12mm) Finished Matte on 2 sides
----------	------	--



12" Wide Flush Bottom

T513BON0100	T513DVG0100*	T513IVO0100	T513WHT0100
-------------	--------------	-------------	-------------



12" Wide Overhang Bottom

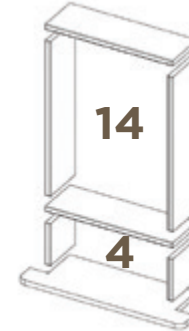
T513BON0110	T513DVG0110*	T513IVO0110	T513WHT0110
-------------	--------------	-------------	-------------



12" Wide Pre-drilled Overhang Bottom for Tee Hook

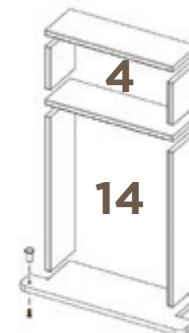
T513BON0120	T513DVG0120*	T513IVO0120	T513WHT0120
-------------	--------------	-------------	-------------

12" x 20" Offset 4"/14"
+ **Overhang Bottom Shelf** (sold separately)



12" x 20" Offset 4"/14" allows for 2 configurations

12" x 20" Offset 14"/4"
+ **Pre-drilled Overhang Bottom Shelf + Tee Hook** (both sold separately)




The pre-drilled overhang bottom shelf can be rotated, allowing the Tee Hook to be positioned on either side of the Niche.

+ TEE HOOK CAP STYLES



Contemporary
(ends in 1) =
3/4" x 3/4" x 1" (H)
T500Z01-X21-finish



or



Traditional
(ends in 2) =
3/4" x 3/4" x 1" (H)
T500Z01-X22-finish



Tee Hooks are plated stainless steel

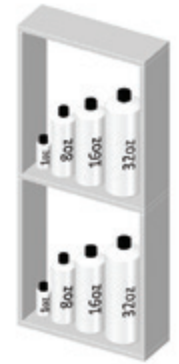

Boundless™ Niches



12" x 28" Symmetrical 13"/13" Vertical Pre-cut Niche Trim Riser Kit

Bone (BON)	Dove Grey (DVG)	Ivory (IVO)	Super White (WHT)
T	Individual Carton	Acrylic Solid Surface 1/2" (12mm) Finished Matte on 2 sides	
Tile Thickness Range 5/32" - 1/2" (4mm - 13mm)		Tile Substrates Surface Mount to Substrate	
T514BON3021	T514DVG3021*	T514IVO3021	T514WHT3021

12" x 28" Symmetrical 13"/13" + Flush Bottom Shelf (sold separately)

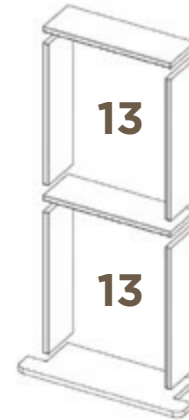


- Storage solutions for personal care products
- Organize anything that hangs with a rope
- Designed for pump & salon sized containers


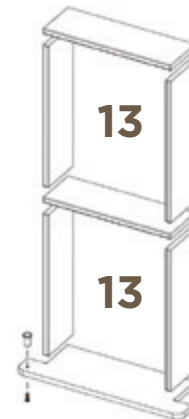
Niche Trim Riser Kit pairs with Bottom Shelf & Tee Hook options (sold separately)

T	Each	Acrylic Solid Surface 1/2" (12mm) Finished Matte on 2 sides		
	4" x 12"			
12" Wide Flush Bottom	T513BON0100	T513DVG0100*	T513IVO0100	T513WHT0100
	5-7/16" x 15-7/16"			
12" Wide Overhang Bottom	T513BON0110	T513DVG0110*	T513IVO0110	T513WHT0110
	5-7/16" x 15-7/16"			
12" Wide Pre-drilled Overhang Bottom for Tee Hook	T513BON0120	T513DVG0120*	T513IVO0120	T513WHT0120

12" x 28" Symmetrical 13"/13" + Overhang Bottom Shelf (sold separately)



12" x 28" Symmetrical 13"/13" + Pre-drilled Overhang Bottom Shelf + Tee Hook (both sold separately)



The pre-drilled overhang bottom shelf can be rotated, allowing the Tee Hook to be positioned on either side of the Niche.

+ TEE HOOK CAP STYLES




Contemporary
(ends in 1) =
3/4" x 3/4" x 1" (H)
T500Z01-X21-finish

or



Traditional
(ends in 2) =
3/4" x 3/4" x 1" (H)
T500Z01-X22-finish

FINISHES



Tee Hooks are plated stainless steel


20" x 12"
Horizontal Pre-cut Niche Trim Riser Kit



20" x 12"
Horizontal

	Bone (BON)	Dove Grey (DVG)	Ivory (IVO)	Super White (WHT)
T	Individual Carton	Acrylic Solid Surface 1/2" (12mm) Finished Matte on 2 sides		
Tile Thickness Range 5/32" - 1/2" (4mm - 13mm)		Tile Substrates Surface Mount to Substrate		
T514BON2000	T514DVG2000*	T514IVO2000	T514WHT2000	

20" x 12" Horizontal
+ **Flush Bottom Shelf** (sold separately)



- Storage solutions for personal care products
- Organize anything that hangs with a rope

Niche Trim Riser Kit pairs with **Bottom Shelf & Tee Hook options** (sold separately)

T	Each	Acrylic Solid Surface 1/2" (12mm) Finished Matte on 2 sides
----------	------	---



20" Wide Flush Bottom

T513BON0200	T513DVG0200*	T513IVO0200	T513WHT0200
-------------	--------------	-------------	-------------



20" Wide Overhang Bottom

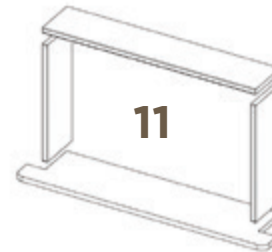
T513BON0210	T513DVG0210*	T513IVO0210	T513WHT0210
-------------	--------------	-------------	-------------



20" Wide Pre-drilled Overhang Bottom for Tee Hook

T513BON0220	T513DVG0220*	T513IVO0220	T513WHT0220
-------------	--------------	-------------	-------------

20" x 12" Horizontal
+ **Overhang Bottom Shelf** (sold separately)



20" x 12" Horizontal
+ **Pre-drilled Overhang Bottom Shelf** + **Tee Hook** (both sold separately)



The pre-drilled overhang bottom shelf can be rotated, allowing the Tee Hook to be positioned on either side of the Niche.

+ **TEE HOOK CAP STYLES**




Contemporary
(ends in 1) =
3/4" x 3/4" x 1" (H)
T500Z01-X21-finish

or



Traditional
(ends in 2) =
3/4" x 3/4" x 1" (H)
T500Z01-X22-finish

FINISHES



Tee Hooks are plated stainless steel

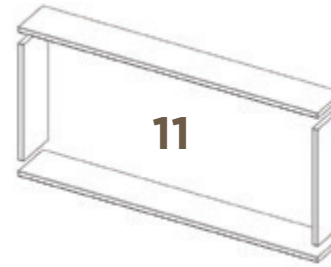
28" x 12"
Horizontal Pre-cut Niche Trim Riser Kit



28" x 12"
Horizontal

Bone (BON)	Dove Grey (DVG)	Ivory (IVO)	Super White (WHT)
T	Individual Carton	Acrylic Solid Surface 1/2" (12mm) Finished Matte on 2 sides	
Tile Thickness Range 5/32" - 1/2" (4mm - 13mm)		Tile Substrates Surface Mount to Substrate	
T514BON3000	T514DVG3000*	T514IVO3000	T514WHT3000

28" x 12" Horizontal
+ **Flush Bottom Shelf** (sold separately)



- Storage solutions for personal care products
- Organize anything that hangs with a rope

Niche Trim Riser Kit pairs with Bottom Shelf & Tee Hook options (sold separately)

T	Each	Acrylic Solid Surface 1/2" (12mm) Finished Matte on 2 sides
----------	------	---



4" x 28"

28" Wide Flush Bottom

T513BON0300	T513DVG0300*	T513IVO0300	T513WHT0300
-------------	--------------	-------------	-------------



5-7/16" x 31-7/16"

28" Wide Overhang Bottom

T513BON0310	T513DVG0310*	T513IVO0310	T513WHT0310
-------------	--------------	-------------	-------------

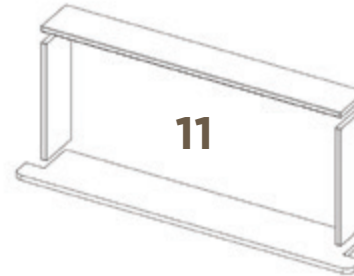


5-7/16" x 31-7/16"

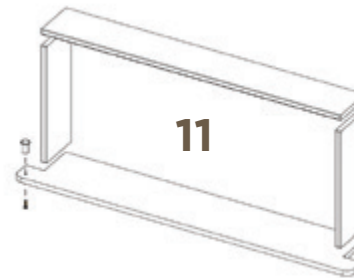
28" Wide Pre-drilled Overhang Bottom for Tee Hook

T513BON0320	T513DVG0320*	T513IVO0320	T513WHT0320
-------------	--------------	-------------	-------------

28" x 12" Horizontal
+ **Overhang Bottom Shelf** (sold separately)



28" x 12" Horizontal
+ **Pre-drilled Overhang Bottom Shelf** + **Tee Hook** (both sold separately)



The pre-drilled overhang bottom shelf can be rotated, allowing the Tee Hook to be positioned on either side of the Niche.

+ TEE HOOK CAP STYLES




Contemporary
(ends in 1) =
3/4" x 3/4" x 1" (H)
T500Z01-X21-finish

or



Traditional
(ends in 2) =
3/4" x 3/4" x 1" (H)
T500Z01-X22-finish

FINISHES



Tee Hooks are plated stainless steel

Boundless™ Custom Niche Trim

Niche Trim Strip

Wall-to-wall or custom niches

	Bone (BON)	Dove Grey (DVG)	Ivory (IVO)	Super White (WHT)
T	Each	Acrylic Solid Surface 1/2" (12mm) Finished Matte on 2 sides		
Tile Thickness Range		Tile Substrates		
5/32" - 1/2" (4mm - 13mm)		Surface Mount to Substrate		
T511BON0472	T511DVG0472*	T511IVO0472	T511WHT0472	



Niche Trim Strip
4" x 71-3/4"



Floating Shelf

Use with bullnose or metal profiles

This intermediate shelf component was designed to fit 12" wide preformed niche boxes. Use one or more shelves when trimming with bullnose, metal, or miter-cut corners. The floating shelf can be used by itself or in conjunction with Boundless™ niche overhang bottom shelves on pp. 8 - 13.



Floating Shelf
3-7/16" x 12"

T512BON0312	T512DVG0312*	T512IVO0312	T512WHT0312
-------------	--------------	-------------	-------------

Boundless™ Curbs

72" & 84"

Trim curbs, knee walls & door jambs

	Bone (BON)	Dove Grey (DVG)	Ivory (IVO)	Super White (WHT)
T	Each	Acrylic Solid Surface 1/2" (12mm) Finished Matte on 1 side		
Tile Thickness Range		Tile Substrates		
5/32" - 1/2" (4mm - 13mm)		Surface Mount to Substrate		
T501BON-672	T501DVG-672*	T501IVO-672	T501WHT-672	



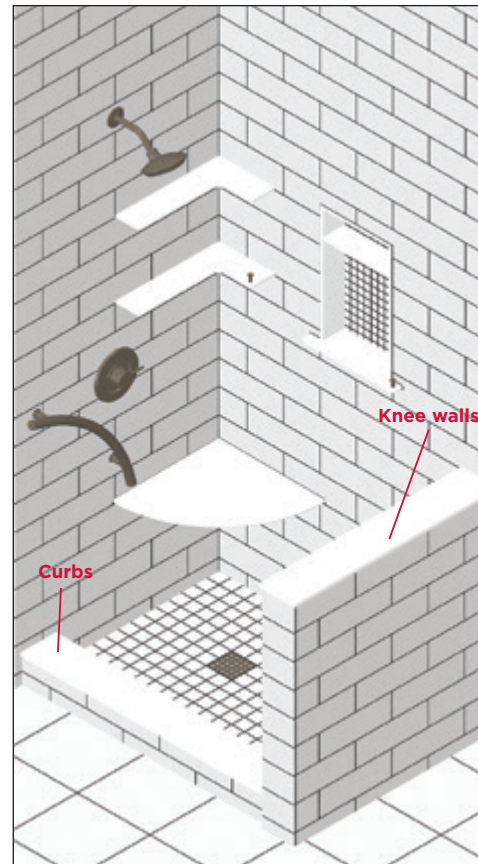
72" Curb
6" x 71-3/4"



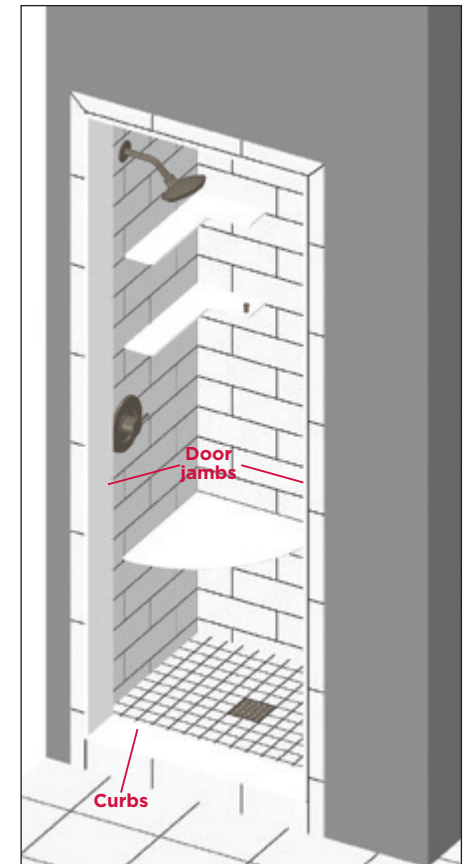
84" Curb
6" x 84"

T501BON-684	T501DVG-684*	T501IVO-684	T501WHT-684	
-------------	--------------	-------------	-------------	--

Trim curbs & knee walls



Trim curbs & door jambs



Boundless™ Seats

18" Floating Seat

Equipped with pre-sloped water management anchor

Bone (BON)	Dove Grey (DVG)	Ivory (IVO)	Super White (WHT)

T	Individual Carton	Acrylic Solid Surface 1/2" (12mm) Finished Matte on 1 Side
Tile Thickness Range 1/4"- 1/2" (6mm - 13mm)		Tile Substrates Surface Mount to Substrate

T531BON1818	T531DVG1818	T531IVO1818	T531WHT1818*
-------------	-------------	-------------	--------------

Each 18" Floating Seat comes standard with a solid stainless support plate affixed to the underside. This ADA-compliant solution is minimal, comfortable, and strong. When combined with our patented anchor flange, this system will provide total support without violating waterproofing systems.




Seat with Laminated Support Plate
18" x 18"



Seat Kit with Support Plate & Pre-sloped Anchor Flange
18" x 18"



Pre-sloped Anchor Flange
For 18" x 18" Seats



1/4" Support Plate with Bonding Fleece For Granite and Marble (2-3cm)
For 18" x 18" Seats

T	Each
----------	------



The anchor flange is also pre-sloped to manage the movement of water from the seat to the drain.

Mates with (sold separately)

PT100-519	Stainless Steel	T531color1818
------------------	-----------------	---------------

PT100-520	Aluminum	Mates with (sold separately)	PT100-519	Stainless Steel
------------------	----------	------------------------------	------------------	-----------------


The 1/4" support plate has a non-woven fleece on 1 side for bonding 2cm or 3cm stone seats with thinset.

Made from aluminum, the 1/4" support plate adds strength to stone seats containing fissures and hairline fractures. This ADA-compliant solution will totally eliminate accidental breakage. Include the anchor flange to correct out-of-square construction while providing additional support and water management.


Boundless™ Seats

18" Floating Seat with Anchor Flange


Strong, Comfortable, & Hygienic




Pre-sloped for water management




Indexing tabs for proper positioning




Gutter for thinset density



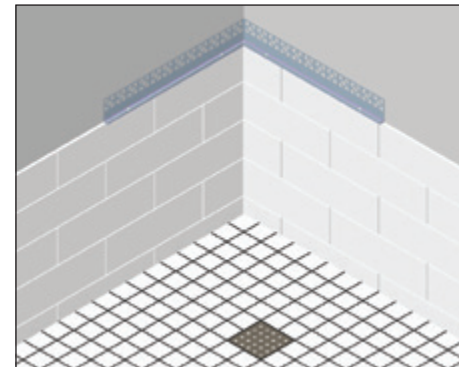
Perforated leg for thinset attachment



Expandable for out-of-square construction



Step 1: Index anchor behind the tile using tabs



Step 2: Fill the gutter with thinset for density



Step 3: Press the seat with support into thinset



Step 4: Tile over seat & perforated anchor legs



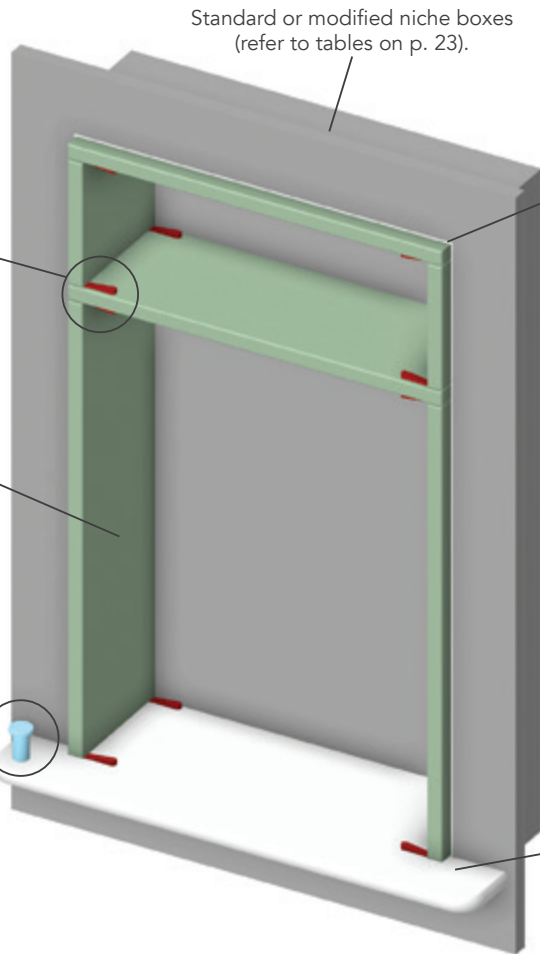
Boundless™ Pre-cut Niche Trim

Guidelines & Standards

1/32" spacing between all shelves and risers. Wedge spacers are included in each riser kit to help manage precise spacing between components during installation.

Pre-cut (4" depth riser) niche trim components (kit), finished on 2 sides for flush or extended reveals (pp. 8 - 17).

Tee Hooks are offered in 2 cap styles and 5 finishes (pp. 8 - 17).



Standard or modified niche boxes (refer to tables on p. 23).

A 1/16" gap is allowed between the box walls and niche trim components for adhesive bonding. Use A118.4 or A118.15 polymer-modified thinset with no larger than a 1/4" x 3/8" notch trowel. Alternatively, use Hybrid Polymer SMP or Polyurethane adhesives (follow installation instructions).

Consider either 4" flush or 5-7/16" overhang bottom shelves, finished on 2 sides with optional pre-drilling for both left-of-niche and right-of-niche positioning (pp. 8 - 17).

How to use Boundless™ Pre-cut Niche Trim with Standard Preformed Niche Boxes

- All Boundless™ pre-cut niche trim is finished on 2 sides. This enables overhang shelves to be rotated for hook features while also allowing risers to provide flush or extended reveals.
- Bottom shelves and riser kits (sold separately) should be combined to create a complete niche trim solution. However, they can also be used separately for other trim options including bullnose and metal.
- When combined, pre-cut niche trim will fit standard preformed niche boxes (dimensions as illustrated in this product guide) without any modifications. In varying boxes, pre-cut niche trim may require cutting.

How to Create Modular Niche Designs

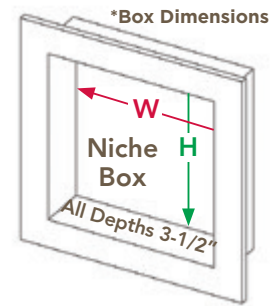
- Create modular niche designs with multiple shelving bays by stacking pre-cut niche trim riser kits on top of each other (see design scenarios and shelving bay heights on p. 23).
- Stacking pre-cut niche trim riser kits requires preformed niche boxes to be modified to precise dimensions. Simply cut down larger or join multiple boxes to create modular designs (use tables on p. 23 to create unique design scenarios).

We offer niche trim strips for wall-to-wall or customized box designs (see p. 18).

Boundless™ Niche Kits with Modular Design

Box Dimensions

Boundless™ pre-cut niche trim can be installed into **STANDARD** or **MODIFIED** preformed niche boxes, as well as customized boxes. The tables below list the required width **W** and height **H** dimensions necessary for integration (All measurements are taken from the inside back, as referenced in the diagram to the right).

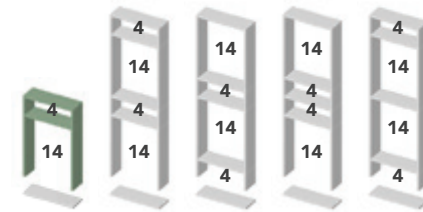


Must-have Rules For Modular Niche Design:

- All boxes must be built to the precise dimensions listed in the tables below. **Note: Only modify boxes that can be properly waterproofed.**
- All spacing between box walls, bottom shelf, and pre-cut trim riser components must be 1/16". Horizontal shelving and vertical risers were made to align side to side, as well as when stacked vertically (refer to notes on p. 22).
- All spacing between components is 1/32" (refer to notes on p. 22).

12" x 20" Offset 4"/14"

Required Niche Trim Riser Kits + Any Bottom Shelf				
1x	2x	2x	2x	2x

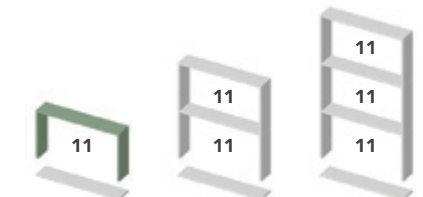


W	12"	12"	12"	12"	12"
H	12"	39-7/16"	39-7/16"	39-7/16"	39-7/16"

*Box Dimensions

20" x 12" Horizontal

Required Niche Trim Riser Kits + Any Bottom Shelf		
1x	2x	3x



W	20"	20"	20"
H	12"	23-7/16"	34-13/16"

*Box Dimensions

12" x 12" Square

Required Niche Trim Riser Kits + Any Bottom Shelf				
1x	2x	3x	4x	5x

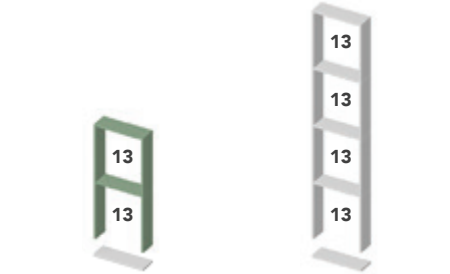


W	12"	12"	12"	12"	12"
H	12"	23-7/16"	34-13/16"	46-1/4"	57-5/8"

*Box Dimensions

12" x 28" Symmetrical 13"/13"

Required Niche Trim Riser Kits + Any Bottom Shelf	
1x	2x

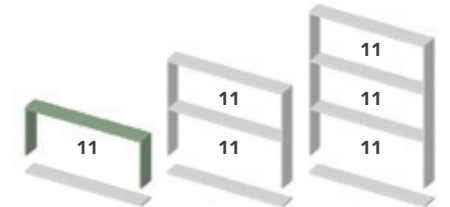


W	12"	12"
H	28"	55-7/16"

*Box Dimensions

28" x 12" Horizontal

Required Niche Trim Riser Kits + Any Bottom Shelf		
1x	2x	3x



W	28"	28"	28"
H	12"	23-7/16"	34-13/16"

*Box Dimensions

Boundless™

Acrylic Solid Surface – A SUPER MATERIAL

FEATURES AND BENEFITS:

- 1. An aesthetic surface material:** Made in the USA.
- 2. Basic monotone colors:** Finished matte to match a broad range of colors and textures.
- 3. Through body:** Color runs through the entire material thickness.
- 4. Nonporous and water-resistant:** Will not absorb water or decay in wet environments.
- 5. Highly durable and resilient:** Will not easily break and has strong impact resistance.
- 6. Requires no sealers:** No special maintenance or coatings are necessary to protect this surface.
- 7. Hygienic and easy to sanitize:** An antimicrobial surface that will not support the growth of bacteria, which is ideal for use in private and public residential settings, healthcare facilities, and gyms.
- 8. Stain and UV light resistant:** Not easily affected by household chemicals and sunlight.
- 9. Fire retardant:** Excellent fire resistance with a Class-A fire performance and non-combustible rating.
- 10. Flexible and permanent adhesive bonding:** Adheres with polymer-modified thinsets, as well as silyl-modified polymer (SMP) or polyurethane adhesives (refer to installation instructions).
- 11. Easy to cut, drill, and transport:** Cuts easily with diamond and carbide tools. Because of its resiliency, this material can be transported without breakage (unlike marble, granite, and quartz materials).
- 12. Renewable surface capacity:** Because color runs through the entire thickness, the surface can be fully restored using non-woven abrasive pads or ordinary mild abrasive cleansers and scouring pads.
- 13. Low maintenance:** A worry-free upkeep that is quick and easy to clean. Remove dirt and residue with soapy water or ammonia-based cleaners (adjoining surfaces may require other cleaning products).
- 14. Interior and exterior:** Can be used both inside and outside.



tilewareproducts.com
info@tilewareproducts.com
Technical Support: (828)-322-9273
Hickory, NC (EST)